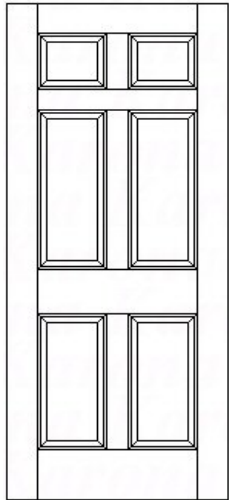


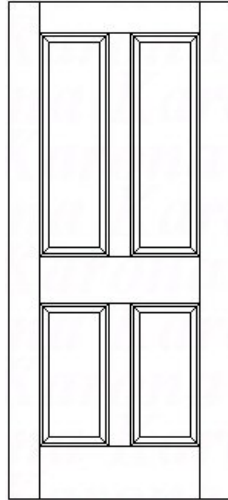
# Northern Frontier



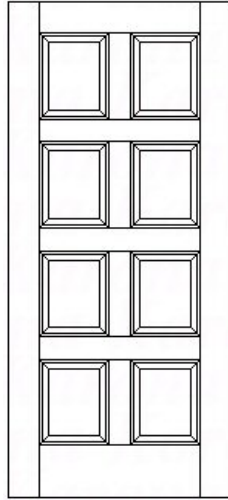
Fir Exterior Doors



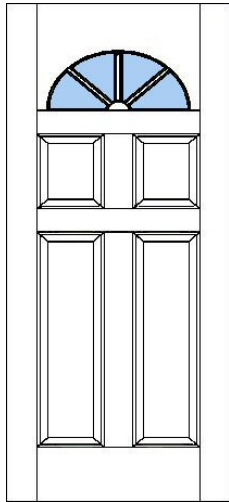
2130



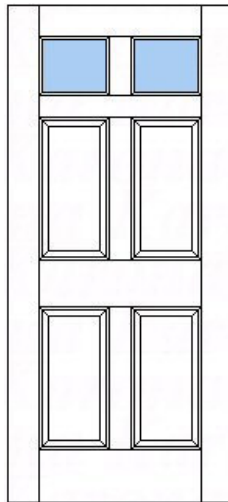
2044



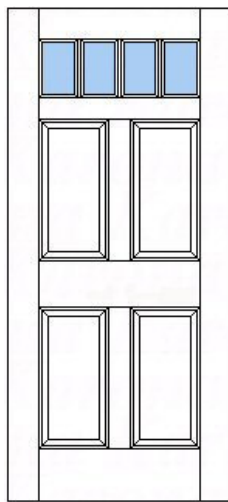
2010



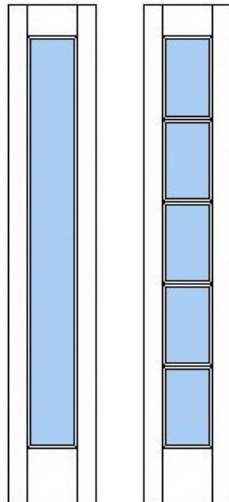
2020



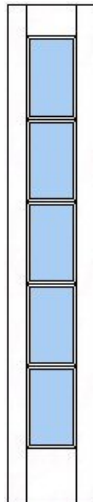
2132



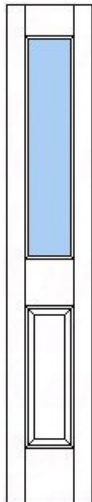
2134



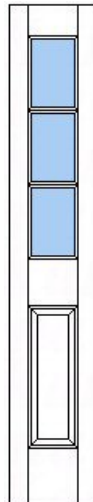
100



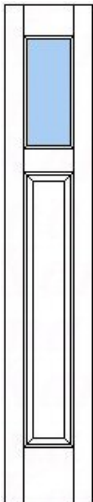
105



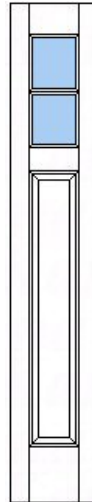
201



203



301



302



*Northern Frontier* doors establish an image of quality and warmth that no steel or fiberglass door can achieve. We use Douglas Fir, a native species to the Northwest and known for its strength, exterior durability, tight grain, and light and neutral color.

A distinctive, well crafted entry door can set the tone for your entire home.

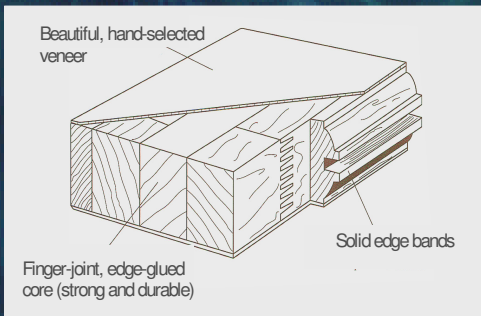
You can rest assured that quality craftsmanship and the finest material went into the construction of your exterior door.



# Quality Construction

Stiles and rails are constructed with a finger-joint substrate. This process ensures the straight and stable frame wood of our doors.

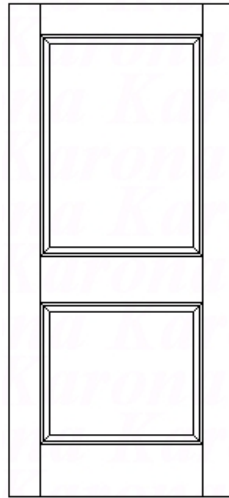
The individual finger-jointed components are then laminated together for desired widths. The entire substrate is then sanded for preparation of the face veneer.



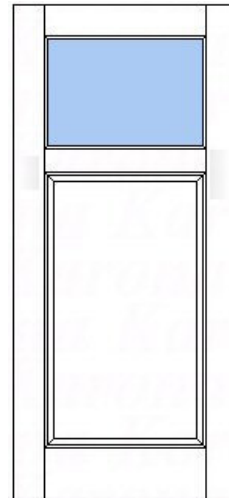
Hand selected vertical grain Douglas Fir veneer is used in the veneering process. All veneers are inspected, dried and sanded prior to being bonded to the substrate.



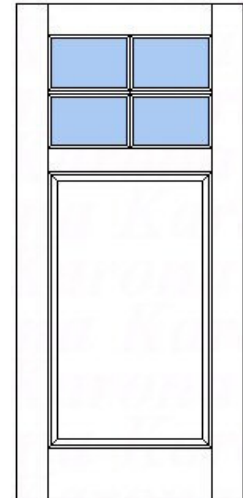
- SPLIT PROOF PANELS
- WIDE STILES
- NATURAL BEAUTY



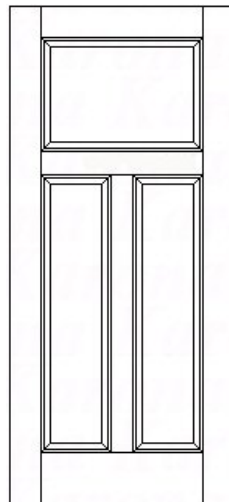
2022



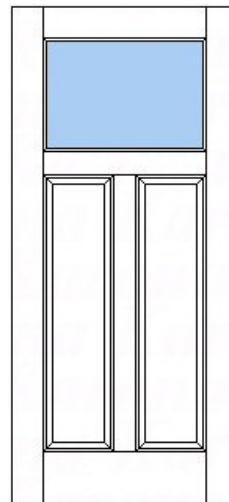
1601



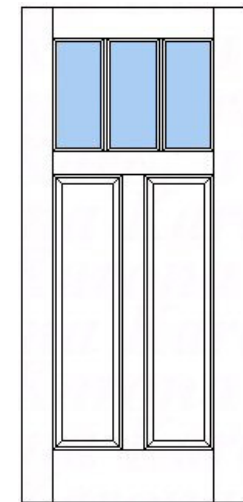
1641



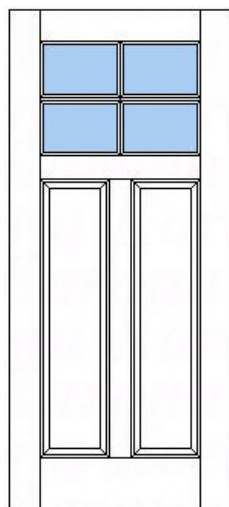
2600



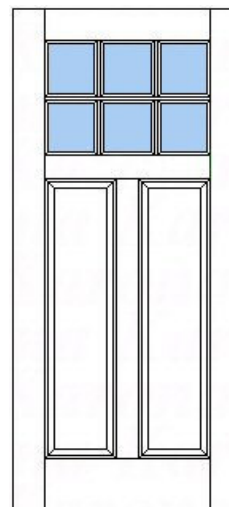
2601



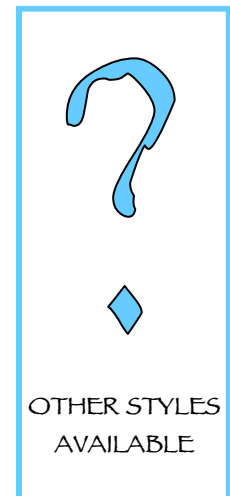
2631



2641



2661



# LIMITED WARRANTY

Northern Frontier Doors are manufactured to meet or exceed industry standards and are warranted for one year from date of shipment. Each door is of good material and workmanship and to be free of defects which would cause the door to be unfit for the ordinary recommended use.

In the event of a defect or failure to conform with this warranty, upon written notice to Kent Door & Specialty, the company will, at its option: (1) repair the door without charge, or (2) provide a replacement door without charge if in the same stage of fitting and finish as was originally purchased from Kent Door & Specialty Inc.

If at the time of delivery to a Kent Door customer, doors are found to have a defect which can be reasonably discovered by the inspection of each door, written notice must be sent to Kent Door & Specialty within 24 hours.

Kent Door & Specialty will not be liable for any door repaired or replaced without their prior written consent.

Products that fall within the warranty claims are for repair or replacement only. Kent Door & Specialty is not liable for reinstallation or refinishing of any product.

Action on any claim for warp may be deferred for a period of up to twelve (12) months from date of claim, in order to permit conditioning and equalizing to humidity and temperature conditions. Warp shall not be considered a defect unless it exceeds 1/4" in the plane of the door. The warranty against warp does not apply when doors are improperly installed.

Unsatisfactory service or appearance caused by failure to finish the door properly and completely, seal all six (6) sides, is not covered by this warranty. Natural variations in the color of grain or wood are not considered defects. Panel misalignment or shrinkage is not considered a defect.

Panels are warranted for the life of the door against splitting through.

## FINISHING REQUIREMENTS

- To assure uniform moisture exposure and dimensional control, all surfaces must be treated equally.
- Before applying first coat, remove all handling marks, raised grain, scuffs, burnishes and other undesirable blemishes by sanding all surfaces in a horizontal position with 120, 150 or 180 grit sandpaper. To avoid cross grain scratches, sand with the grain.
- After sanding, clean entire door with a cloth, removing all dust and debris (do not use caustic or abrasive materials).
- A thinned coat of sanding sealer should be applied prior to staining to promote a uniform appearance and avoid dramatic color contrast or blotches.
- All exposed wood surfaces must be sealed including top and bottom rails. Cutouts for hardware must be sealed prior to installation of hardware and exposed to the weather.
- If necessary, adjust components before finishing. (Wood panels "float"). Carefully realign with a wood block and hammer.
- Before finishing, hang the door. Then remove to finish properly. Door must be dry before finishing.
- Some wood species contain natural chemicals which react unfavorably to some finishes or to foreign materials in the finishing process. Where possible, test your finish prior to application.
- Avoid dark colored finishes if door is exposed to direct sunlight. This will reduce the chance of warping, veneer checking or sunburn.
- To color and seal, make the first stain-and-sealer with alkyd-resin base. (Lacquer-based toner and lacquer-base finishes are not for exterior doors).
- Second coat may be a solvent-borne (oil-base, alkyd-resin base, polyurethane resin base) or water-borne (latex resin base) clear finish. A marine grade varnish is recommended on all wood exterior doors.
- Satin-and-clear finishes perform better if protected from sunlight and weathering (Refinishing will be required less frequently).
- If you are painting the door, seal door with a quality oil-based primer and at least two topcoats of oil-based or latex resin-based exterior paint.
- Exterior door finishes may deteriorate with exposure to the environment. Inspect finish at least once a year. Refinish as needed.

## KENT DOOR & SPECIALTY, INC.

*Custom Flush Doors \* Quality Millwork \* Entry Door Systems*

2555 28th Street SW - Grand Rapids, Michigan 49519

616-534-9691 - 800-968-9691 - 616-534-3380 Fax

